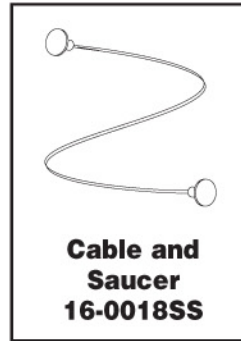
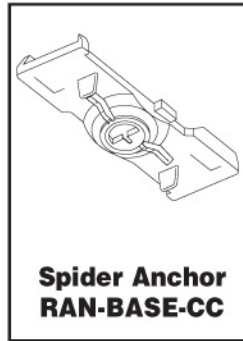


Parts



Instructions For Hanging

Step 1

Push Saucer up through large hole in bottom of spider anchor. **Fig. 1**
Slide Saucer into pocket next to the hole. Pull cable tight.

Step 2

Insert Saucer into top rail of holder. **Fig. 2**

Note: It is easiest to slide the Saucer into the holder if you hold the cable as close to the Saucer as possible. **Fig. 3**

Step 3

For directions on how to use a specific holder to hang your poster, refer to the appropriate instruction sheet.

Figure 1

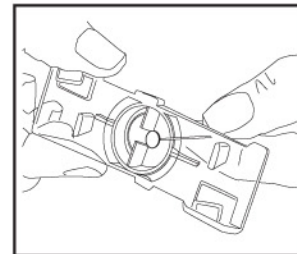


Figure 2

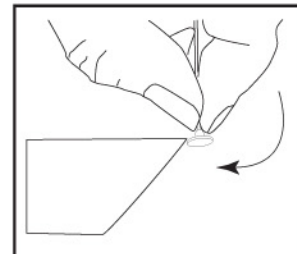


Figure 3

