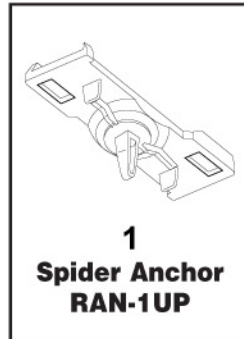


### Parts



### Instructions For Hanging

#### Step 1

Align Spider Anchor with grid at a 45 degree angle. Using your hand, twist Spider Anchor clockwise onto grid. You will hear the Spider Anchor snap into place Fig. 1

#### Step 2

Suspend your poster using the appropriate instruction sheet.

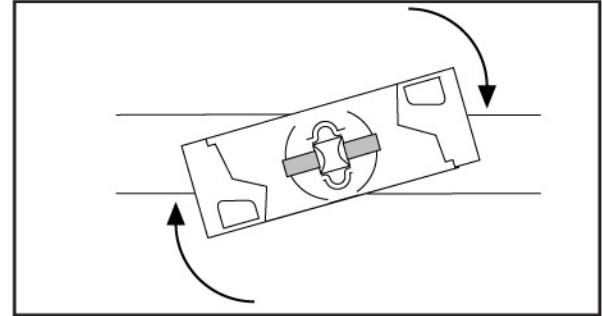


Figure 1

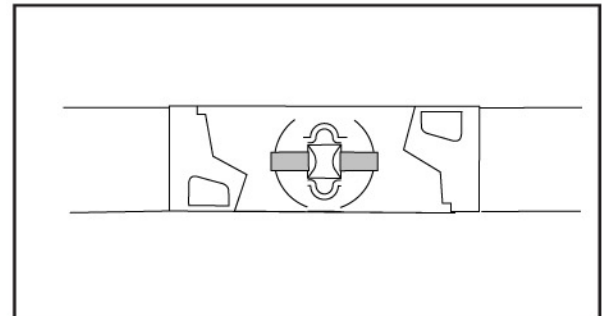


Figure 2